



OER Update & Systemwide Survey Results

Sept. 14, 2022

Kansas Board of Regents
Building a Future for Kansas Families, Businesses and the Economy



Open Educational Resources (OER)

Teaching, Learning & Research materials in any medium – digital or otherwise – that reside in the public domain or have been released under an open license that permits no-cost access, use, adaptation and redistribution by others with no or limited restrictions.¹ That is, OER include built in permission to retain, revise, remix and redistribute the material.²

1. <https://en.unesco.org/themes/building-knowledge-societies/oer>

2. <https://opencontent.org/definition/>



WHY OER?

- Since 1967, the cost of education books and supplies (primarily textbook costs) have increased over 2000% compared to less than 800% increase in overall consumer price index.^{3, 4} Because of the high cost, many students forgo the purchase of textbooks due to limited funds, putting them at a disadvantage.
- With OER, all students get equal & immediate access to educational materials. Use of OER has also shown higher GPAs & a decline in DFW* rates for all students, but with greater impact among Pell recipients, part-time & non-white students.^{5,6}

*D, F, W rates count students earning a D, F or
Withdrawing from a class in a given semester.

3. <https://fred.stlouisfed.org/series/CUSR0000SEEA>

4. <https://fred.stlouisfed.org/series/CPIAUCSL>

5. Clinton V & Khan S. Efficacy of Open Textbook Adoption on Learning Performance and Course Withdrawal Rates: A Meta-Analysis. AERA Open. 5(3): 2019. 1-20.

6. Colvard NB & Watson CE. The Impact of Open Educational Resources on Various Student Success Metrics. 30(2): 2018. 262-275.



OER Steering Committee



- Formed in 2019, is made up of representatives from most of our Kansas public higher education institutions. They work to educate & encourage use across Kansas public institutions.
- OER materials are not the **ONLY** answer to the problem of increasing curriculum costs; however we are striving to increase awareness of these resources and the work being done to make them better for students & instructors in Kansas



OER Initiatives

Fall 2020 - [OER Webinar Series](#)

October 2020 - KBOR joined the [Open Education Network](#)

February 2021 - Trained 50 faculty members to lead
OER Faculty workshops

February 2021 - Sent out OER annual survey to collect baseline
data on KBOR system OER Initiatives

Spring 2021 - 5 OER Faculty workshops for 110 systemwide
participants (46 participants reviewed an OER
Textbook)

Fall 2021 - 6 OER Faculty workshops for 82 systemwide
participants (32 participants reviewed an OER
Textbook)





OER Initiatives

Jan-Oct 2022 – 8 institutions used the OER faculty workshop for Professional Development programming. (FHTC, Hutchinson CC, DCCC, PSU, JCCC, FSCC, Allen CC, GCCC) *Stipends are available through AY 22-23

February 2022 – 1st Kansas OER Virtual Summit

370 Registrants

2 days

24 Sessions

31 Presenters

73 Institutions

49- Higher Ed Institutions

24- K-12 Institutions





OER Initiatives Survey

- Sent out April 2022 to the chief academic officers at each institution to gather baseline data on the OER Initiatives across our KBOR system schools.
- Chief academic officers could complete the survey or direct it to the appropriate faculty member to accurately respond to the survey questions.
- Participation was optional- 29 out of 33 public institutions responded
- The survey was modeled after [Iowa Department of Education OER Survey Instrument](#)



OER Initiatives Survey Major Findings

A majority have a policy, program, or committee to support OER. Many that do not are exploring the possibility of adding a policy, program, or committee.

- 7 of 7 Universities, 9 of 15 community colleges, 0 of 5 technical colleges have a policy, program or committee to support OER use. Only 5 institutions without do not have plans to develop one.

A limited number of institutions have OER incentive/grant programs or funding to support transitioning to OER.

- Two institutions no longer have a program, while one new community college reported developing one.

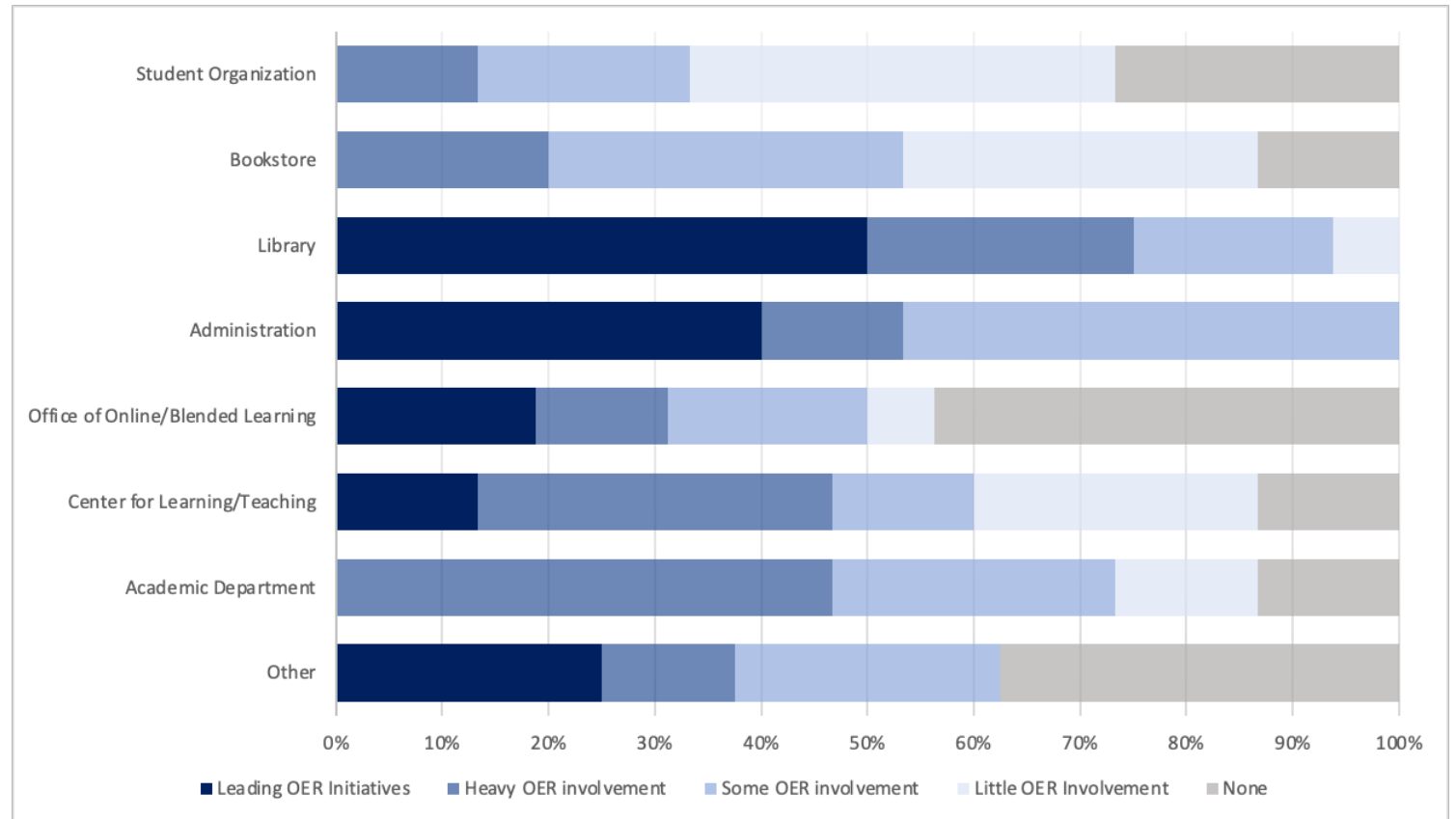
Time, resources, and awareness continue to be challenges to OER adoption. Lack of funding remains the largest barrier.



Institutional Entities Coordinating OER

Library and **Administration** were the most highly ranked.

Some other partners noted were **Information Technology & Foundation**



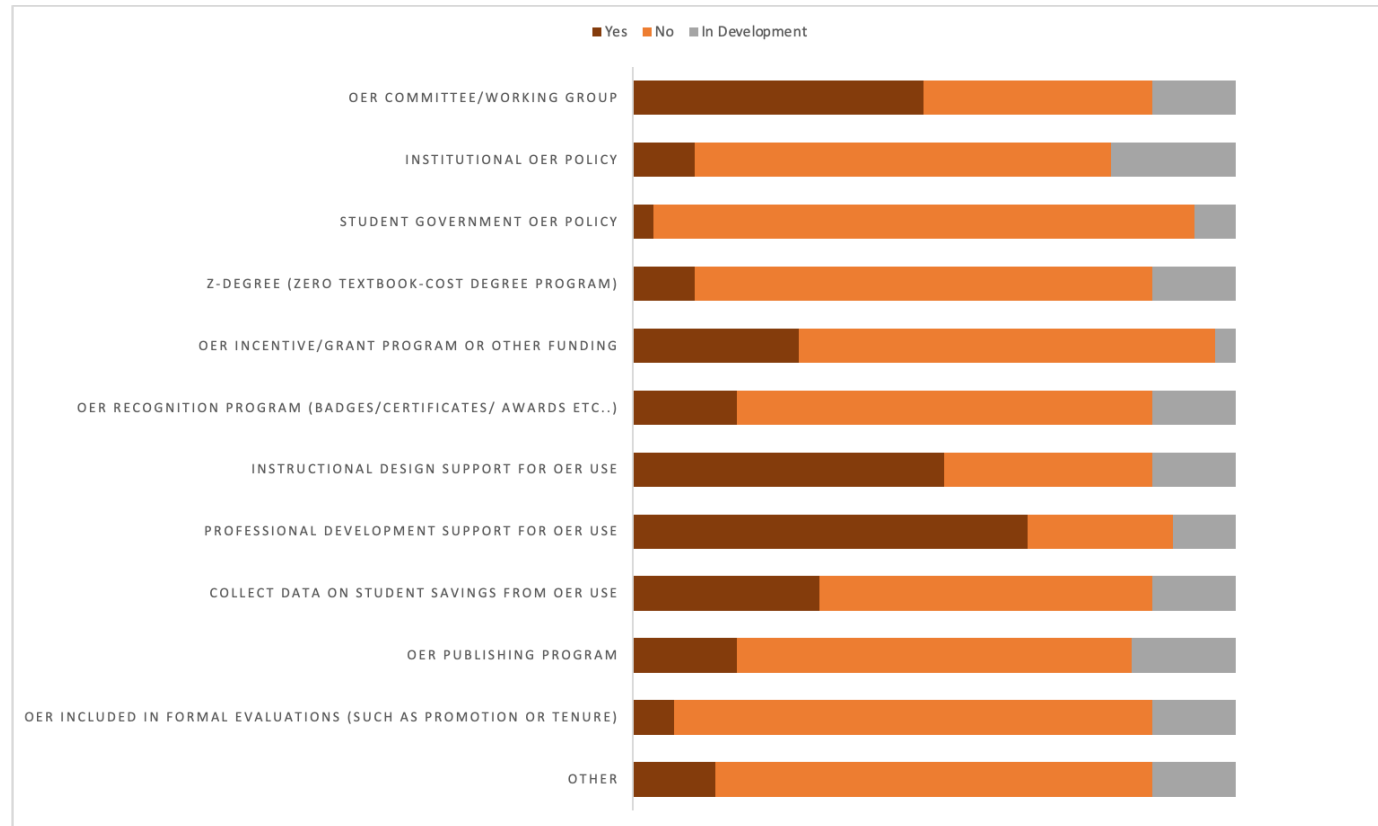
Respondents ranked the role of different institutional entities played in coordinating institutional OER initiatives



Practices Currently in place to support OER

OER Committee/Working Group, Instructional Design Support and Professional Development were the most commonly available.

Six universities & 2 Community Colleges reported having ***OER incentive/grant programs***. *One community college and one university have lost programs since the last survey.*





Reported Awareness of OER

Library, Bookstore and **Administrators** were reported to be more aware of OER than students & faculty.

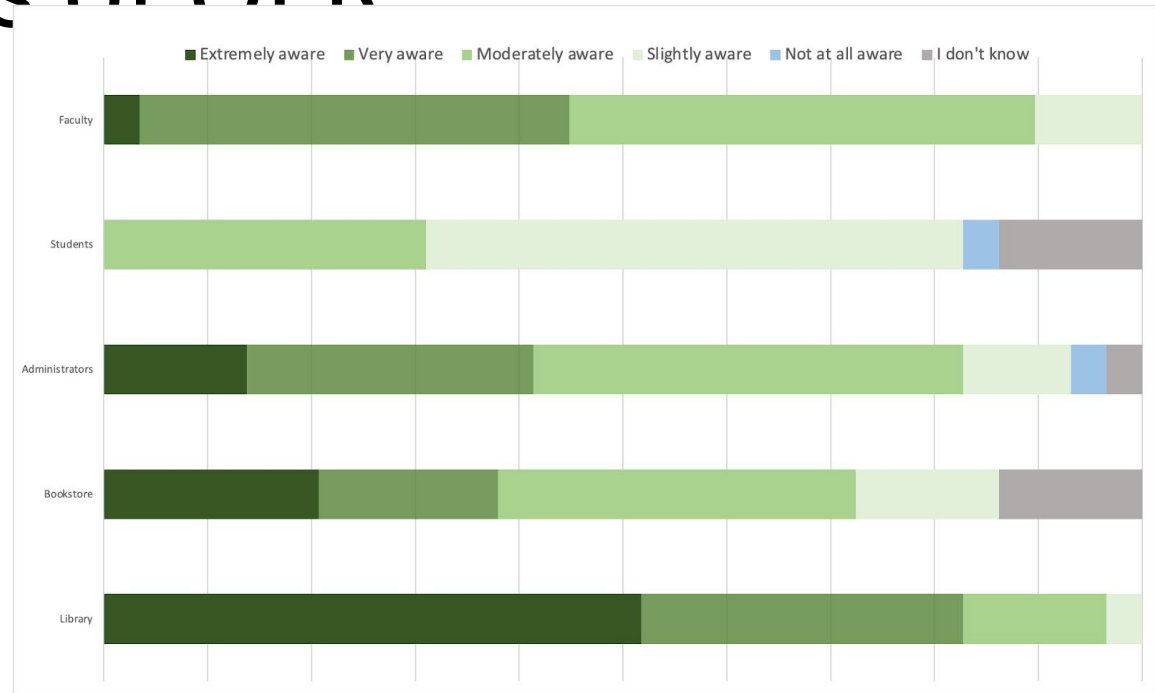


Table 1. Mean OER Awareness by institution types

Institution Types	Faculty	Students	Administrators	Bookstore	Library
Universities	2.1	1.4	2.4	2.5	3.7
Community Colleges	2.7	1.3	2.5	2.6	3.3
Technical Colleges	1.7	1	2	1.5	2.7

Calculated by assigning scores as follows for responses: 0 - Not aware at all, 1 - Slightly aware, 2 - Moderately aware, 3- Very Aware, 4 - Extremely aware, I don't know - no score assigned.

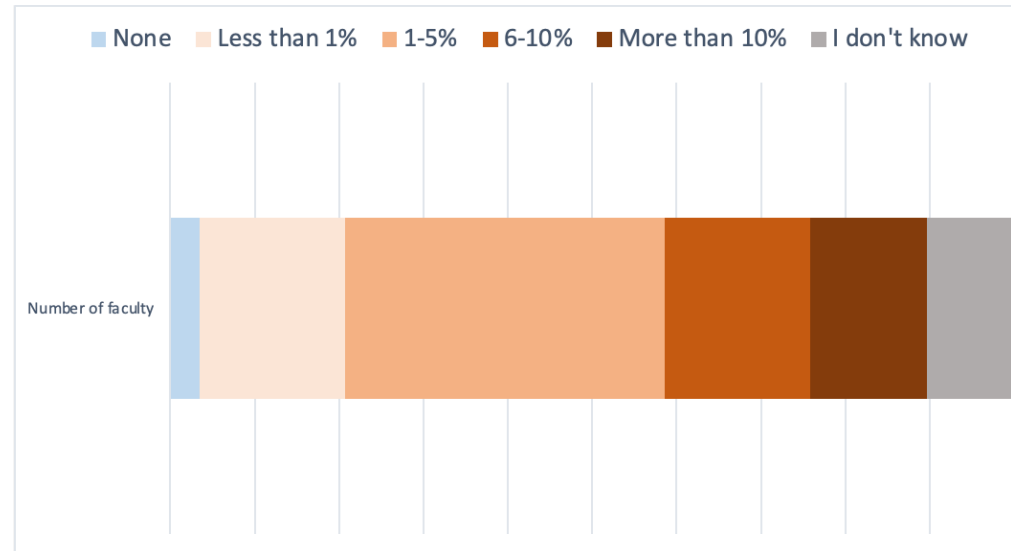
Table 1 illustrates OER awareness broken out by different institution types.





OER Usage

The percentage of instructors at institutions utilizing OER as their primary course resource in **at least 1 course** is relatively low.



Course Marking

All seven Universities and Barton CC have implemented OER/free/low-cost course marking in their course catalog, bookstore, search engine or landing page to help students in making course choices. Last year, only 5 of 7 Universities had implemented these markings.

Of remaining institutions, only Butler CC and Kansas City CC reported an OER/free/low-cost course marking in development.



Conclusion

- Year 2 of conducting the OER Survey resulted in similar findings to the baseline year. Notably, slightly less institutions are offering incentive programs for OER, while lack of compensation remains the most frequently cited barrier to OER adoption.
- These survey results continue to support our approach, activities, and strategies towards OER growth and development at Kansas institutions of higher education.
- Looking forward, we'll ask institutions about external funding sources for OER Initiatives, specifically information about grants or other sources.

[To see the full OER report & survey questions please visit the KBOR OER Webpage](#)

