



OER Update & Systemwide Survey Results

June 16, 2021

Kansas Board of Regents
Building a Future for Kansas Families, Businesses and the Economy



Open Educational Resources (OER)

Teaching, Learning & Research materials in any medium – digital or otherwise – that reside in the public domain or have been released under an open license that permits no-cost access, use, adaptation and redistribution by others with no or limited restrictions.¹ That is, OER include built in permission to retain, revise, remix and redistribute the material.²

1. <https://en.unesco.org/themes/building-knowledge-societies/oer>

2. <https://opencontent.org/definition/>



WHY OER?

- Since 1967, the cost of education books and supplies (primarily textbook costs) have increased over 2000% compared to less than 800% increase in overall consumer price index.^{3, 4} Because of the high cost, many students forgo the purchase of textbooks due to limited funds, putting them at a disadvantage.
- With OER, all students get equal & immediate access to educational materials. Use of OER has also shown higher GPAs & a decline in DFW* rates for all students, but with greater impact among Pell recipients, part-time & non-white students.^{5,6}

*D, F, W rates count students earning a D, F or Withdrawing from a class in a given semester.

3. <https://fred.stlouisfed.org/series/CUSR0000SEEA>

4. <https://fred.stlouisfed.org/series/CPIAUCSL>

5. Clinton V & Khan S. Efficacy of Open Textbook Adoption on Learning Performance and Course Withdrawal Rates: A Meta-Analysis. AERA Open. 5(3): 2019. 1-20.

6. Colvard NB & Watson CE. The Impact of Open Educational Resources on Various Student Success Metrics. 30(2): 2018. 262-275.



OER Steering Committee



- Formed in 2019, is made up of representatives from most of our Kansas public higher education institutions. They work to educate & encourage use across Kansas public institutions.
- OER materials are not the **ONLY** answer to the problem of increasing curriculum costs; however, we are striving to increase awareness of these resources and the work being done to make them better for students & instructors in Kansas



OER Initiatives

Fall 2020 - [OER Webinar Series](#)

October 2020 - KBOR joined the [Open Education Network](#)

February 2021 - Trained 50 faculty members to lead
OER Faculty workshops

February 2021 - Sent out OER annual survey to collect baseline
data on KBOR system OER Initiatives

Spring 2021 - Led 5 OER Faculty workshops for 110 systemwide
participants (40 participants reviewed an OER
Textbook)

Fall 2021 - 5-6 additional OER Faculty Workshops

February 2022 - 1st Annual OER Conference (Virtual)





OER Initiatives Survey

- Sent out February 2021 to the chief academic officers at each institution to gather baseline data on the OER Initiatives across our KBOR system schools.
- Chief academic officers could complete the survey or direct it to the appropriate faculty member to accurately respond to the survey questions.
- Participation was optional- 28 out of 33 public institutions responded
- The survey was modeled after [Iowa Department of Education OER Survey Instrument](#)



OER Initiatives Survey Major Findings

A majority have a policy, program, or committee to support OER. Many that do not are exploring the possibility of adding a policy, program, or committee.

- 7 of 7 Universities, 8 of 15 community colleges, 0 of 5 technical colleges have a policy, program or committee to support OER use. Among those who did not have one established, all but 3 of 13 indicated they are exploring the possibility of adding a policy, program, or committee to support OER.

A limited number of institutions have OER incentive/grant programs or funding to support transitioning to OER.

- All Universities along with Butler County Community College and Johnson County Community College were the institutions that reported having OER incentive/grant programs or other funding.

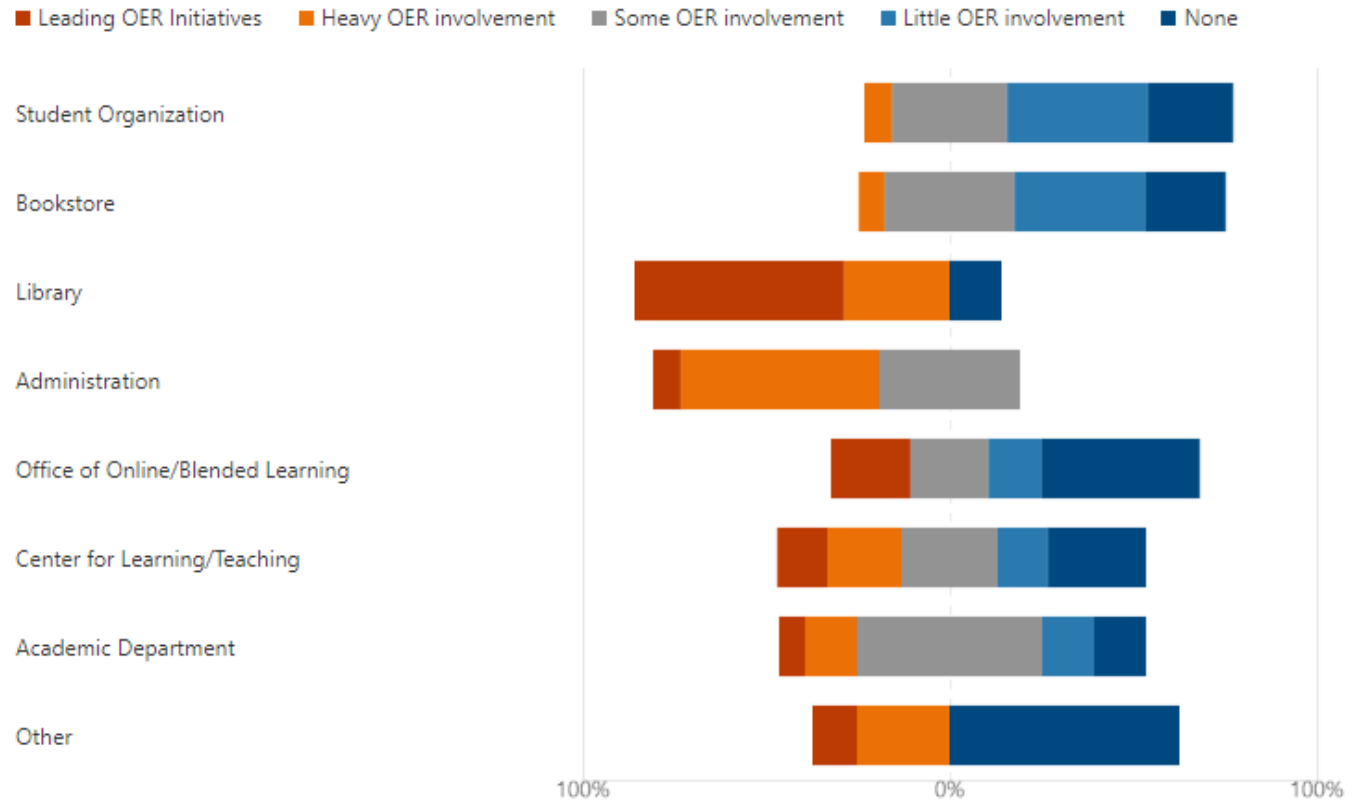
Time, resources, and awareness are challenges to OER adoption. Funding/support was the most common support or service needed to overcome these barriers



Institutional Entities Coordinating OER

Library and **Administration** were the most highly ranked.

Some other partners noted were **Information Technology & Foundation**



Respondents ranked the role of different institutional entities played in coordinating institutional OER initiatives

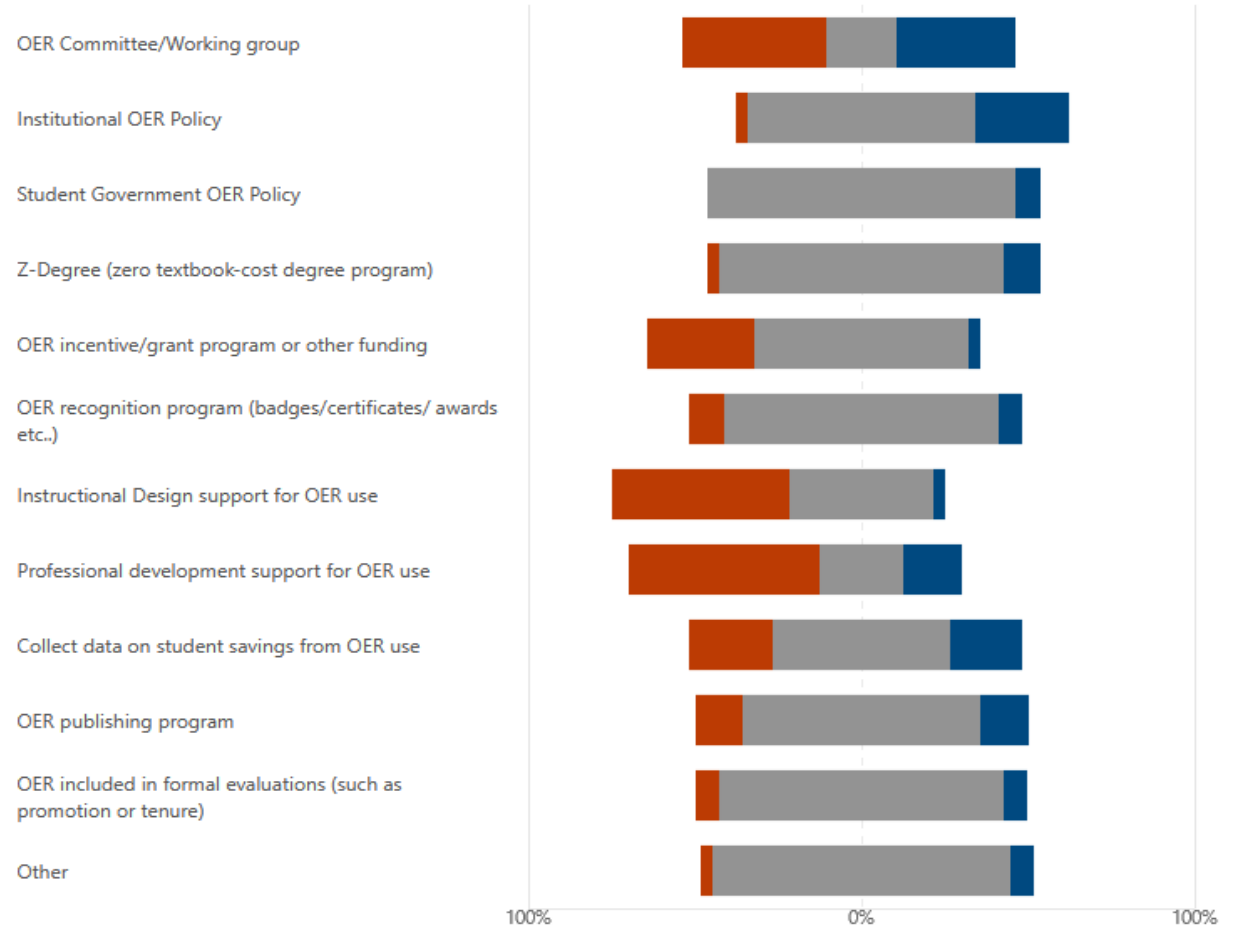


Practices Currently in place to support OER

OER Committee/Working Group, Instructional Design Support and Professional Development were the most commonly available.

All universities & 2 Community Colleges reported having ***OER incentive/grant programs***.

■ Yes ■ No ■ In Development/Planning Phase





Reported Awareness of OER

Library, Bookstore and **Administrators** were reported to be more aware of OER than students & faculty.

Not at all aware Slightly aware Moderately aware Very aware Extremely aware I don't know

Faculty

Students

Administrators

Bookstore

Library

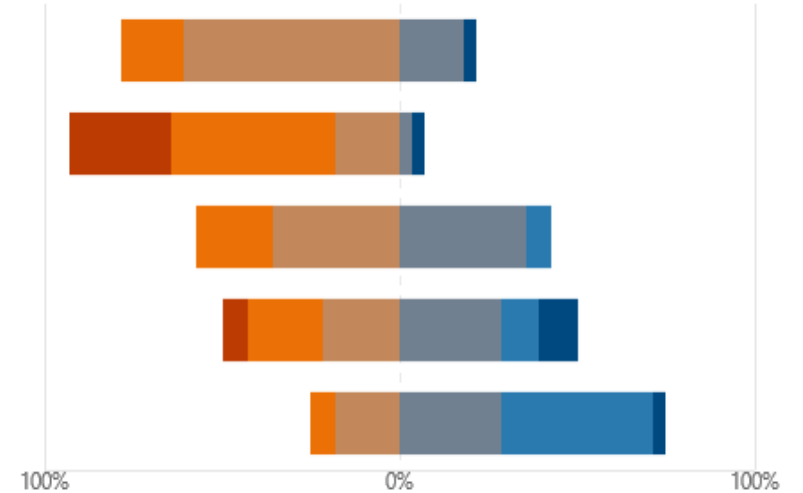


Table 1. Mean OER Awareness by institution types

| Institution Types | Faculty | Students | Administrators | Bookstore | Library |
|--------------------|---------|----------|----------------|-----------|---------|
| Universities | 2.1 | 1.3 | 2.1 | 2.7 | 3.7 |
| Community Colleges | 2.1 | 0.9 | 2.5 | 2.1 | 3.1 |
| Technical Colleges | 1.6 | 0.8 | 2 | 1.8 | 2.4 |

Calculated by assigning scores as follows for responses: 0 - Not aware at all, 1 - Slightly aware, 2 - Moderately aware, 3- Very Aware, 4 - Extremely aware, I don't know - no score assigned.

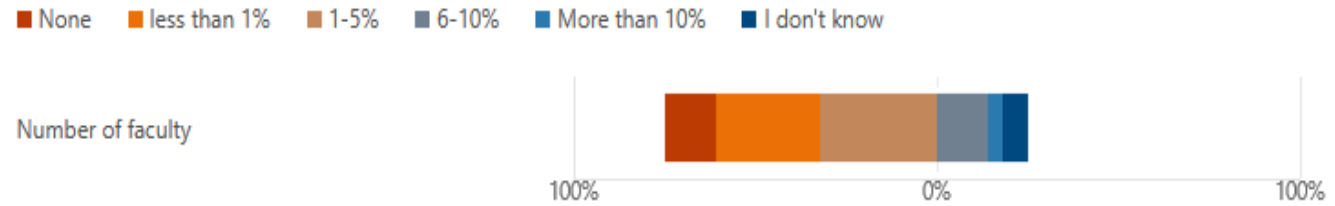
Table 1 illustrates OER awareness broken out by different institution types.





OER Usage

The percentage of instructors at institutions utilizing OER as their primary course resource in **at least 1 course** is relatively low.



Course Marking

5 out of 7 Universities have implemented OER/free/low-cost course marking in their course catalog, bookstore, search engine or landing page to help students in making course choices. The other 2 and KUMC indicate they are in-development/planning.

Only Butler CC & Johnson County CC have implemented OER/free/low-cost course marking among community & technical colleges 3 community colleges (Colby CC, Independence CC & KCKCC reported to have this in development/planning)



Conclusion

- We expected to see a wide variety of knowledge, implementation & resources across our KBOR system schools. This survey was an effort to capture baseline data to use and measure impact in years to come.
- These survey results will help inform our approach, activities, and strategies as we seek to continue to support the growth and development of OER throughout the system. We greatly appreciate the time taken to complete the survey and look forward to conducting similar surveys in the future to understand OER progress and changes throughout the system.

[To see the full OER report & survey questions please visit the KBOR OER Webpage](#)

