








Graduation Rates of First-Time, Full-Time Freshmen (4,5,6, and 8-Year Cohort)







Table 3.7

Graduation Rates	KU	KSU	WSU	ESU	PSU	FHSU
4-Year Grad Rate						
Percent of 2011 First-time Freshmen						
- Graduated by Aug 31, 2015	42.1%	32.6%	21.9%	25.9%	27.0%	21.4%
- Still Enrolled in Fall 2015	24.2%	34.6%	33.1%	26.1%	25.0%	28.1%
5-Year Grad Rate						
Percent of 2010 First-time Freshmen						
- Graduated by Aug 31, 2015	59.6%	57.2%	40.4%	40.3%	44.0%	32.5%
- Still Enrolled in Fall 2015	6.0%	9.0%	13.1%	7.0%	7.0%	10.5%
6-Year Grad Rate						
Percent of 2009 First-time Freshmen						
- Graduated by Aug 31, 2015	61.3%	61.9%	42.7%	41.7%	46.0%	42.0%
- Still Enrolled in Fall 2015	2.8%	3.4%	9.6%	2.9%	3.0%	7.7%
8-Year Grad Rate						
Percent of 2007 First-time Freshmen						
- Graduated by Aug 31, 2015	64.1%	62.9%	53.2%	44.0%	50.0%	47.6%
- Still Enrolled in Fall 2015	1.3%	1.0%	1.9%	1.5%	2.0%	2.9%

Student Success Index* Entrance Year 2005 - 2010

Table 3.10

	Entrance Year						Entrance Year 2010 Shown Below on Graph
	2005	2006	2007	2008	2009	2010	
State Universities	76.9%	75.4%	76.7%	76.1%	73.8%	69.3%	
University of Kansas	81.0%	80.1%	82.5%	80.8%	78.5%	77.1%	
Kansas State University	79.1%	75.8%	76.8%	76.1%	74.9%	75.8%	
Wichita State University	73.1%	73.1%	72.1%	74.8%	69.7%	68.8%	
Emporia State University	71.6%	71.6%	72.3%	71.1%	70.0%	69.3%	
Pittsburg State University	74.1%	70.6%	72.7%	70.7%	69.3%	64.8%	
Fort Hays State University	72.3%	71.7%	73.9%	74.0%	71.1%	51.3%	

 1) Completed Home Institution	 2) Completed System Institution	 3) Completed Elsewhere
 4) Retained Home Institution	 5) Retained System Institution	 6) Retained Elsewhere

*Cohort measured includes all first-time entering and transferring degree-seeking students.

Notes for this section begin on page 47.

Source: KBOR Graduation and Retention Rates Report-institution submissions