

KANSAS BOARD OF REGENTS



# Alignment of Higher Education with the Kansas Economy

Blake Flanders, Ph.D.  
Vice President for Workforce Development  
Kansas Board of Regents

★ LEADING HIGHER EDUCATION ★



## Limitations

- ★ Supply and demand hard to quantify
- ★ Multiple complex factors interacting
- ★ Volatile economy
- ★ Geographic mismatch
- ★ Pace of change in business and jobs



# Highlights from 2012 Report

Undersupply in occupational areas:

- Business/Finance
- Computer/Math
- Architecture/Engineering
- Healthcare Practitioners/Technical
- Construction/Maintenance/Production



# System Initiatives to Address Undersupply

Nursing Initiative

Engineering Initiative

Excel in Career Tech Ed Initiative (SB 155)



# Why Does Educational Attainment Matter ?

**United States**  
55 million job openings through 2020

**United States**  
65% of all jobs require postsecondary education by 2020

**Kansas**  
64% of all jobs require postsecondary education by 2018

**Kansas**  
Over half a million projected job openings (excl.military) through 2020



# Level of Education Matters

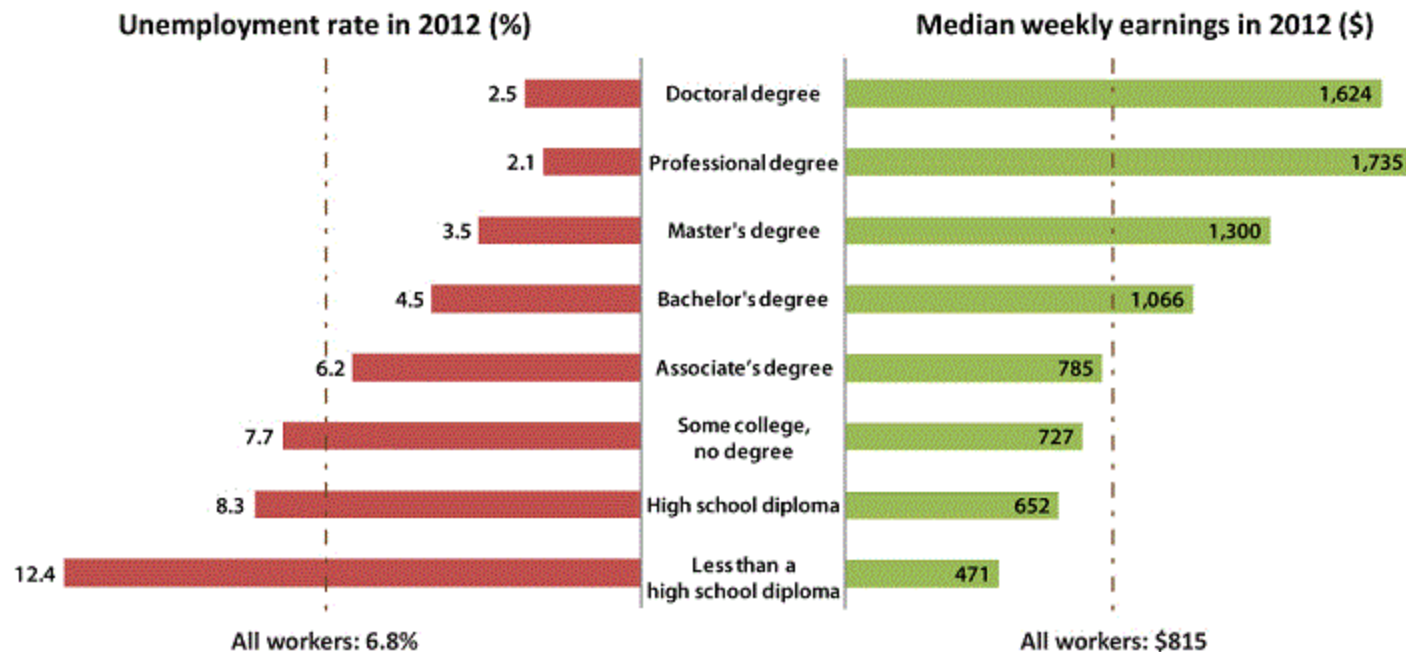
Median Annual Wages (Ages 25-64)

<b>Education Level</b>	<b>Kansas</b>	<b>U.S.</b>
Less than High School	\$ 24,383	\$ 22,688
High School Graduate, GED, or Equivalent	30,479	30,938
Some College, No Degree	33,001	36,575
Associate's Degree	37,282	41,251
Bachelor's Degree	48,767	52,831
Graduate or Professional Degree	91,438	94,877
<i>Source: U.S. Census Bureau, 2010 American Community Survey</i>		



## Education Pays *National Unemployment & Earnings*

### Earnings and unemployment rates by educational attainment

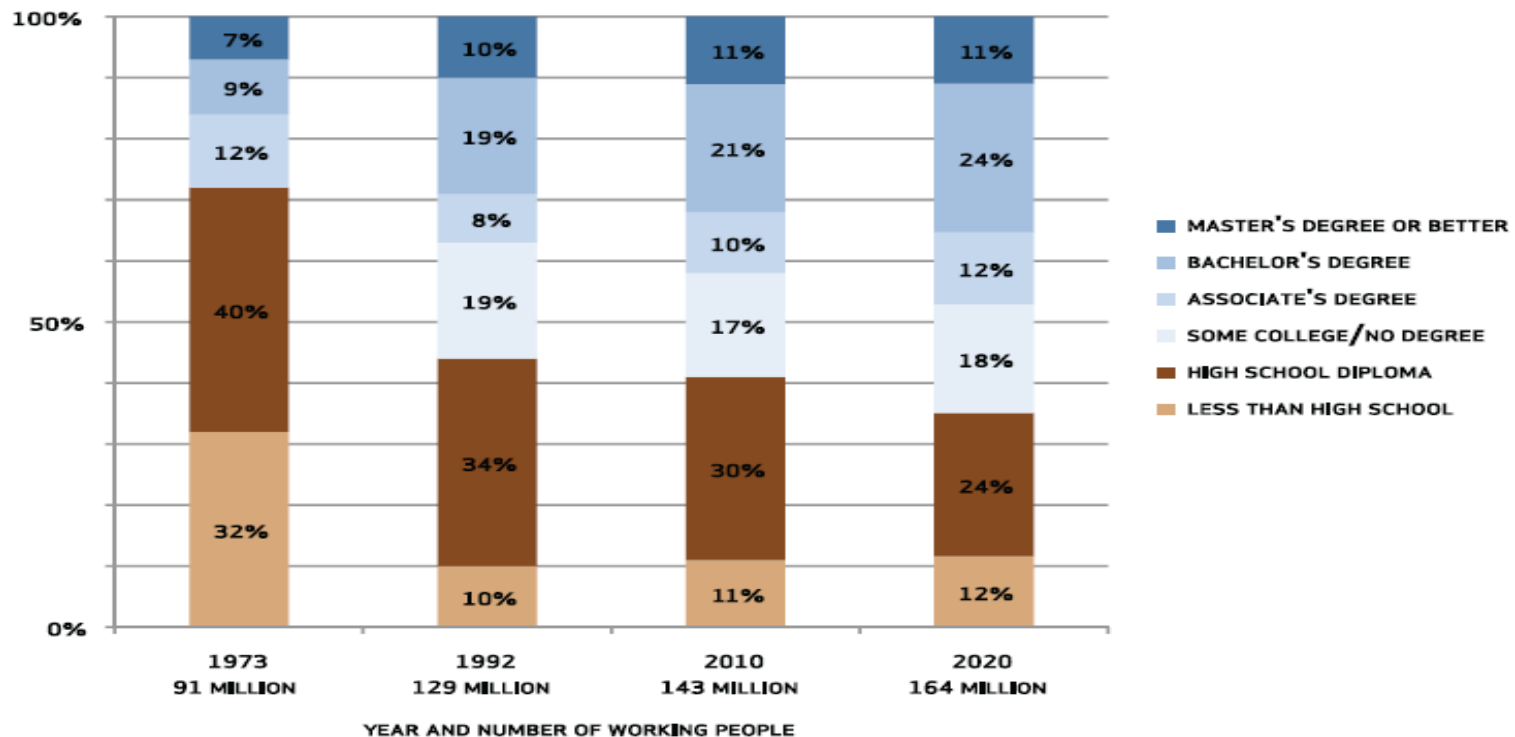


Source: Bureau of Labor Statistics, Current Population Survey



## By 2020, 65% of all jobs will require postsecondary education and training

By 2020, 65 percent of all jobs will require postsecondary education and training, up from 28 percent in 1973.  
 FIGURE 4: Postsecondary education and training

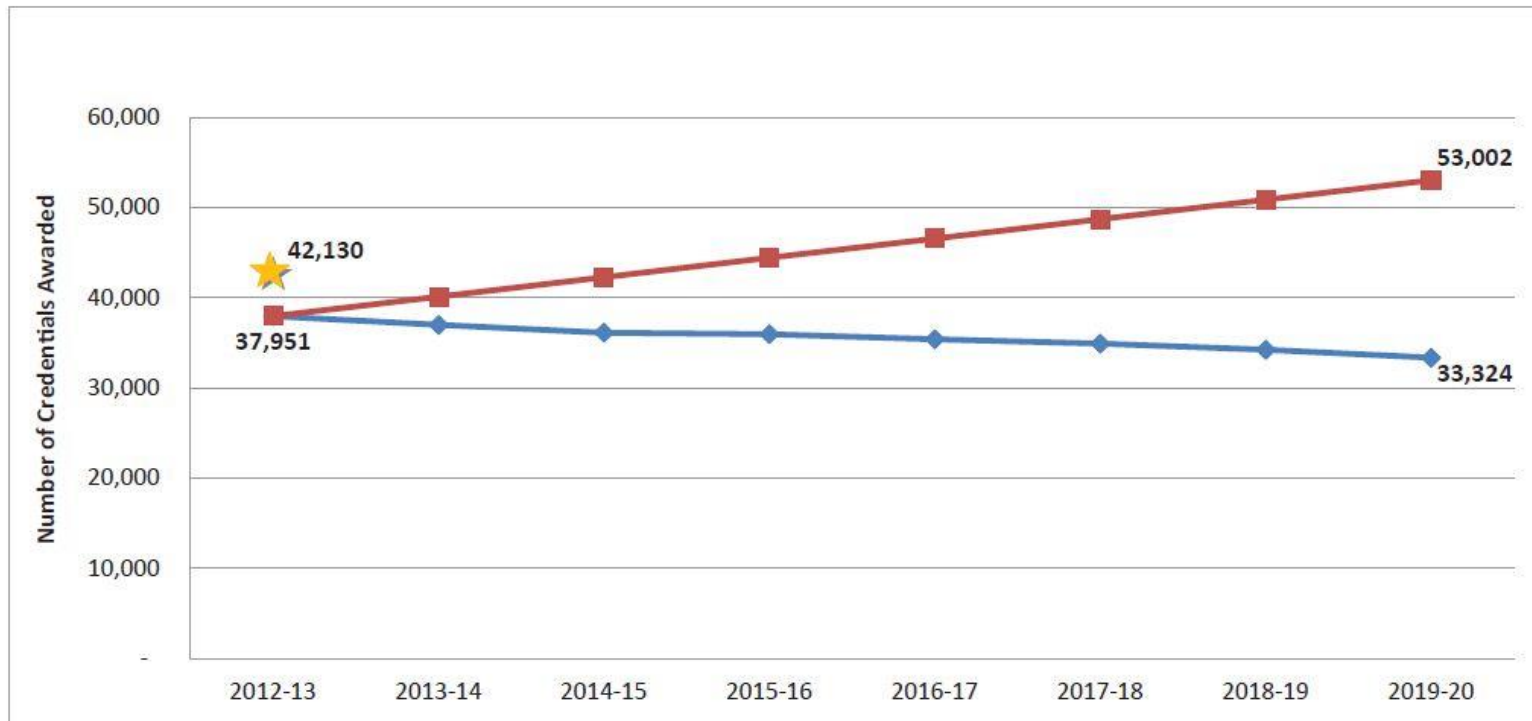


Note: Numbers may not sum to 100 percent due to rounding.





## Attainment Model Pathway

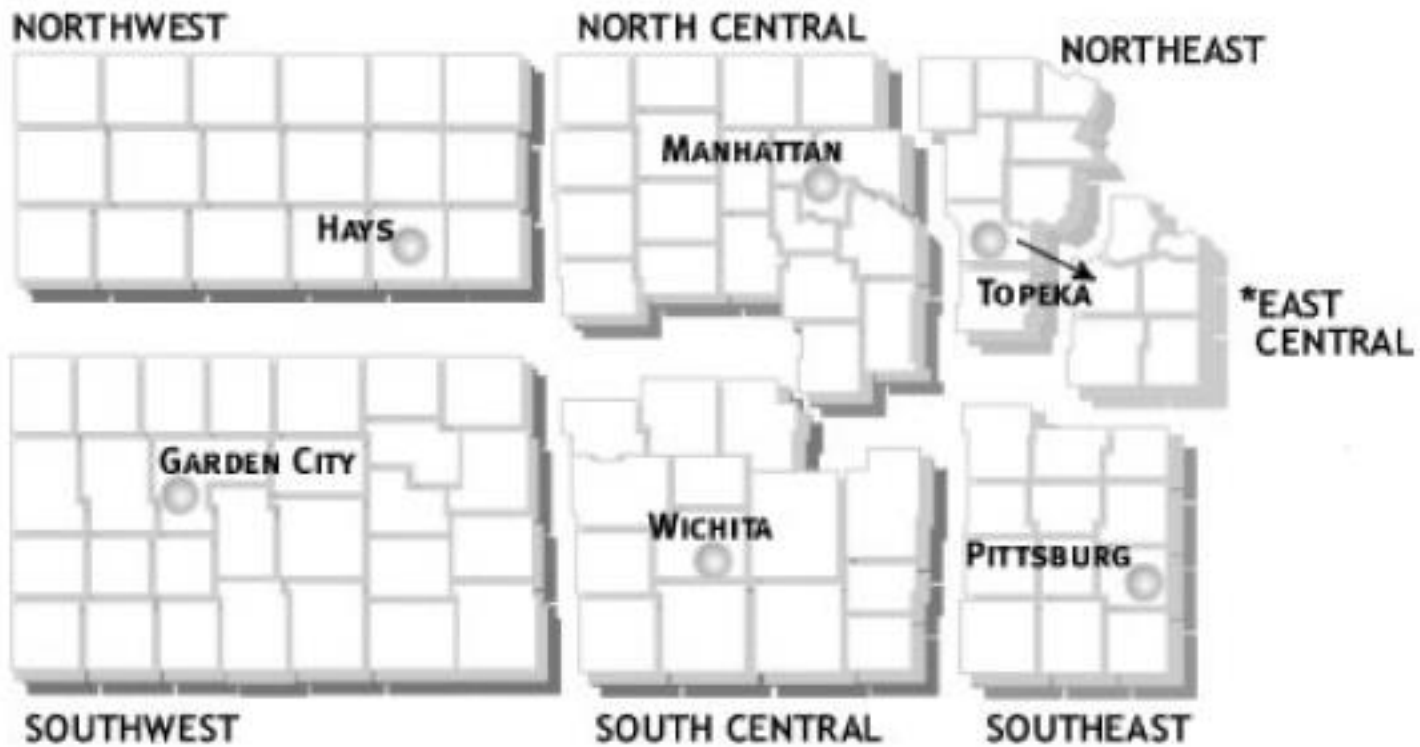


◆ Projected (Total)  
■ Projected Need (Total)

2012-13	2013-14	2014-15	2015-16	2016-17	2017-18	2018-19	2019-20
37,951	36,962	36,098	35,940	35,370	34,881	34,206	33,324
37,951	40,101	42,251	44,401	46,551	48,702	50,852	53,002



# Economic Regions in Kansas





# Kansas Statewide Population Demographics

Almost one million (915,433) adults are ages 25-49 out of total 2.89M population

Over three quarters of a million (851,899) adults are ages 18-24 and 50-64

Over 10% of population (317,061) is Hispanic



# Kansas Regional Population Demographics

Highest percentage of adults ages 25-49  
(472,472) in northeast Kansas

Kansas City and Wichita metro areas (2.2M=76%)  
most populous; northwest 12 county region is  
least populous (43K=0.148%)

Hispanic population as high as 38% (64,804) in the  
southwest region



# Statewide Educational Attainment

**354,571**

- Adults ages 25-49 with high school or less

**219,652**

- Adults ages 25-49 with “some college” no degree

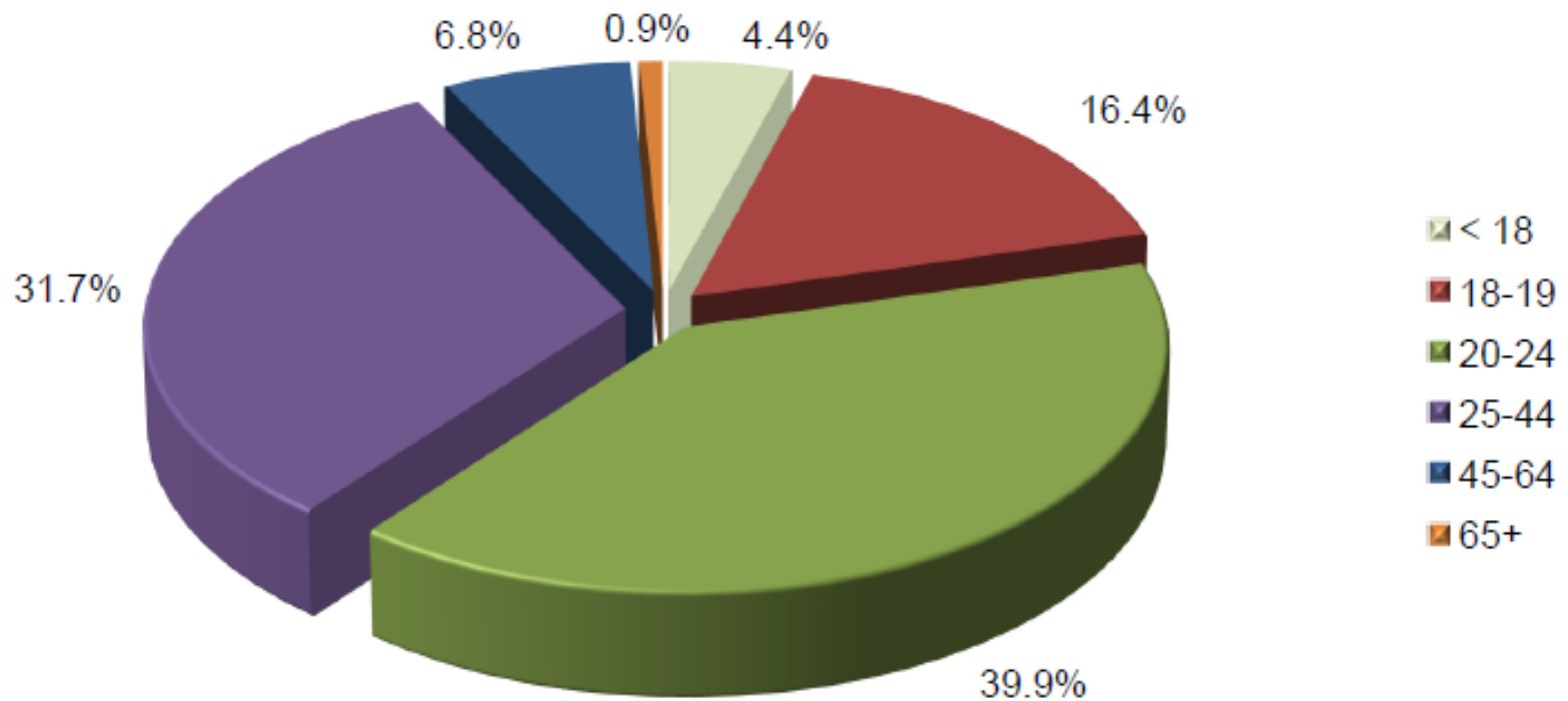
**61,177**

- Adults ages 25-49 with associate degree



# System Wide Enrollments

System Wide Enrollment Percent by Age Bracket





# Regional Educational Attainment

**261,676**

- Adults ages 25-49 with high school or less are in the northeast and south central regions

**171,073**

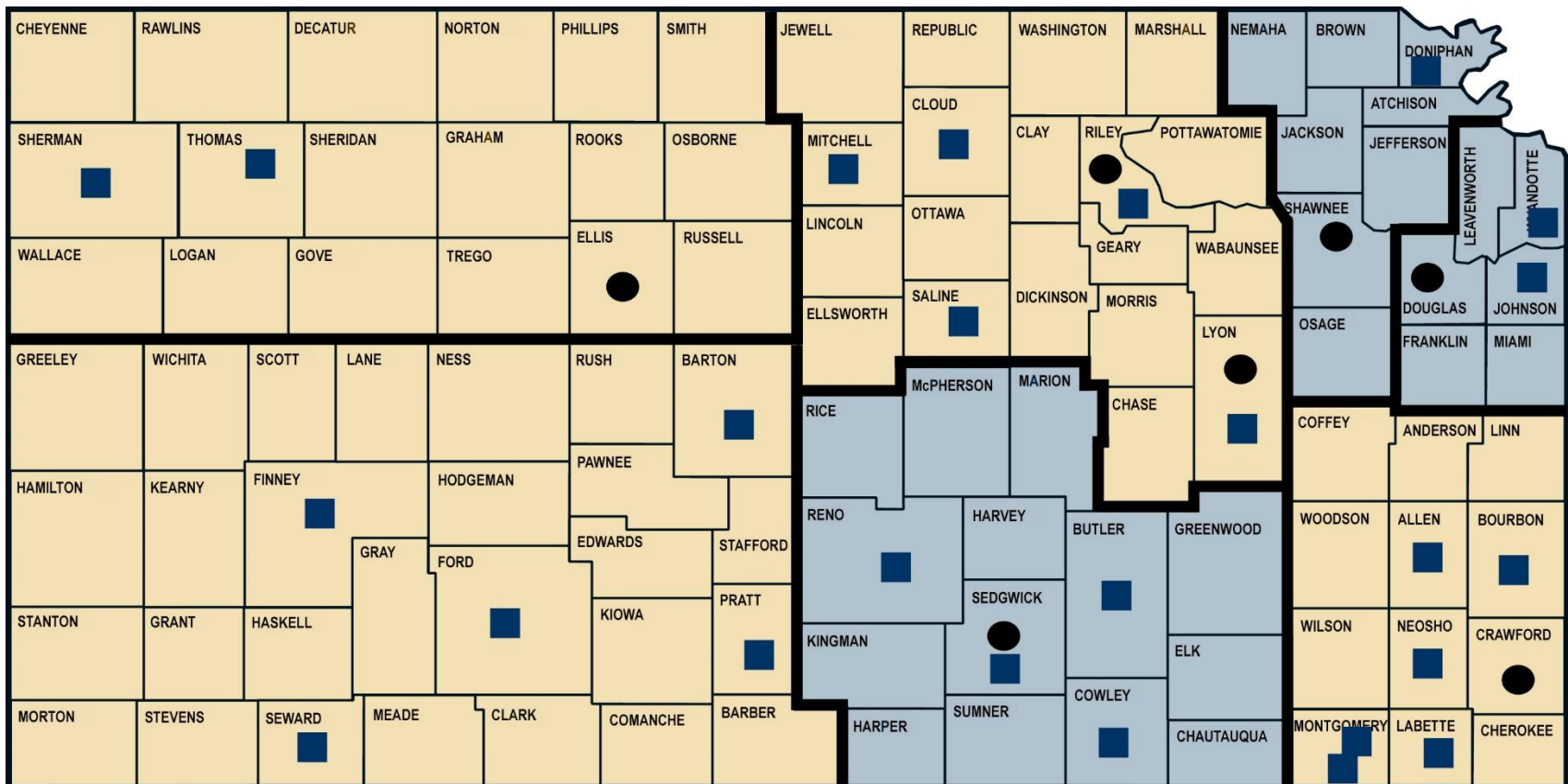
- Adults ages 25-49 with some college/no degree are in the northeast and south central regions

**138,211**

- Adults ages 25-49 with either high school or less/some college, no degree-balance of state



## Postsecondary Institutions Compared to Economic Regions in Kansas







# Considerations for Kansas Postsecondary Institutions

- ★ Broaden recruiting to include out of state and Hispanics students of all ages
- ★ Target most populated areas of the state in support of Foresight 2020 goals
- ★ Increase the level of student services to support multiple, diverse adult populations
- ★ Grow critical jobs in rural areas



## Considerations

- ★ Support existing initiatives towards the Board's goal of 60% degree attainment:
  - Accelerating Opportunity: Kansas - over 237,000 Kansans without a GED or high school diploma
  - Prior Learning Assessment - CAEL survey shows students with PLA are 2.5 times more likely to persist to graduation; Hispanics with PLA, 8 times more likely to graduate



Questions ??