

A Better 2024–25 FAFSA Form

The FAFSA form is available for short periods of time while we monitor site performance and update the form to provide you with a better experience. Learn more about the 2024–25 FAFSA form.



2024–25 FAFSA® Form

Start New Form

Access Existing Form

Need to access last year's form? [Start or Edit a 2023–24 FAFSA Form](#)

Check FAFSA® Deadlines for the State You Live In

Some states and colleges use information from the FAFSA form to determine your eligibility for their grants, scholarships, and loans. Check your state's deadlines here!

Missing a state deadline does not impact your eligibility for federal student aid, so fill out your FAFSA form even if your state deadline has passed.

School Year

State of Residence

Find Deadlines

[View All FAFSA Deadlines](#)

Log In ↗

Email, Phone, or FSA ID Username

Password

Show Password

Log In

[Forgot My Username](#)

[Forgot My Password](#)

[Create an Account](#)

[Help Me Log In to My Account](#)

Two-Step Verification

You have the following two-step verification methods enabled. Select one to complete verification.



SMS Verification

*****[REDACTED]

Send Code



Email Verification

[REDACTED]*****@gmail.com

Send Code

[Help me access my account](#)

Receiving the secure code may take a few minutes.

Please Read Before Continuing

You are accessing a U.S. Federal Government computer system intended to be solely accessed by individual users expressly authorized to access the system by the U.S. Department of Education. Usage may be monitored, recorded, and/or subject to audit. For security purposes and in order to ensure that the system remains available to all expressly authorized users, the U.S. Department of Education monitors the system to identify unauthorized users. Anyone using this system expressly consents to such monitoring and recording. Unauthorized use of this information system is prohibited and subject to criminal and civil penalties. Except as expressly authorized by the U.S. Department of Education, unauthorized attempts to access, obtain, upload, modify, change, and/or delete information on this system are strictly prohibited and are subject to criminal prosecution under 18 U.S.C. § 1030, and other applicable statutes, which may result in fines and imprisonment. For purposes of this system, unauthorized access includes, but is not limited to:

- any access by an employee or agent of a commercial entity, or other third party, who is not the individual user, for purposes of commercial advantage or private financial gain (regardless of whether the commercial entity or third party is providing a service to an authorized user of the system); and
- any access in furtherance of any criminal or tortious act in violation of the Constitution or laws of the United States or any State.

If system monitoring reveals information indicating possible criminal activity, such evidence may be provided to law enforcement personnel.

Decline

Accept

Confirm Your Information

Step 1 of 2

Contact Information and Communications Preferences

Welcome to your student aid account. Help us confirm your information to keep your account secure and up to date.

Important: You are required to verify your information and agree to our terms and conditions before you continue.



☐ I agree to Federal Student Aid's [terms and conditions](#).

Continue



Confirm Your Information



Step 2 of 2

Verify Your Contact Information

You must verify the contact method(s) below to proceed.

Required Verifications:

	Mobile Phone Number
 VERIFIED	

	Email Address
 VERIFIED	

Previous

Continue

Watch the videos.



I am starting the FAFSA form as a

☐ Student



☐ Parent



Previous

Continue

Understanding the FAFSA[®] Form

1 of 4

What is the FAFSA[®] form?

Use the *Free Application for Federal Student Aid* (FAFSA[®]) form to apply for grants, scholarships, work-study funds, and loans for college or graduate school.



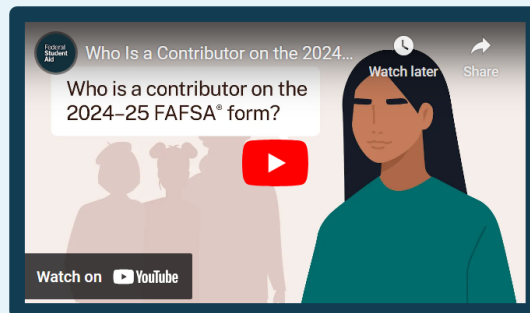
Previous

Continue

Understanding the FAFSA[®] Form

2 of 4

Contributors to the FAFSA[®] Form



Parents or Spouses

Your answers to the FAFSA[®] form will determine if any contributors need to be identified. These contributors will complete their own sections of the form and are asked to provide personal and financial information, but will not become financially responsible for the student's education.



How To Invite

Contributors will need to log in with their own FSA ID to provide their information. To invite a contributor to a FAFSA form, you'll need to provide their name, date of birth, Social Security number, and email address.

Information or Documents You May Need

Previous

Continue

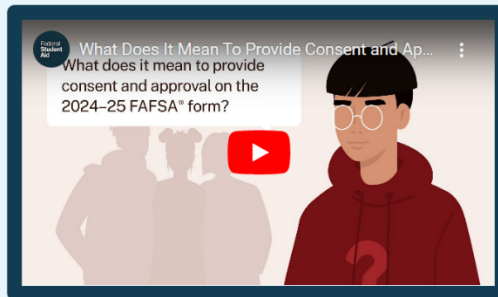
Understanding the FAFSA[®] Form

3 of 4

What To Expect

How long will this take? ⌚ 1 hour

Every contributor must provide consent and approval for you to be eligible for federal student aid. With your consent and approval, we can obtain your federal tax information automatically from the IRS to help you complete the FAFSA[®] form. You can save the form and return to it later if you need more time.



Previous

Continue

Understanding the FAFSA[®] Form

4 of 4

After Submitting the FAFSA[®] form

After completing the FAFSA[®] form, you will receive a confirmation with preliminary information related to your eligibility for federal student aid.



- The schools you selected will receive your FAFSA eligibility information in late January. You will receive an email to let you know when this information has been sent to your selected schools.
- You will receive an email when your official Student Aid Index (SAI) is available. To review your SAI, log into StudentAid.gov with your username and password (PSA ID). Your official SAI is a number used to determine federal aid eligibility.
- Schools will use your official SAI to create your financial aid offer that explains the types and amounts of aid they are offering you. You should begin to receive your personalized aid information from the schools you've been accepted to several weeks after they receive your FAFSA information.

Previous

Start FAFSA Form

Student Identity Information

Review the information below and verify that it's correct before moving forward.

Name

[REDACTED]

Date of Birth

[REDACTED]

Social Security Number

■■■■■■ [REDACTED]

Email Address

[REDACTED]

Mobile Phone Number

[REDACTED]

To update this information for all U.S. Department of Education communications, go to [Account Settings](#).

Permanent Mailing Address

Include apartment number.

[REDACTED]

City

[REDACTED]

State

[REDACTED]

Zip Code

[REDACTED]

Country ⓘ

United States (US)

Continue

Student State of Legal Residence

State ⓘ

Kansas (KS)

Date the Student Became a Legal Resident of Kansas (KS)

Month

[REDACTED]

Year

[REDACTED]

ⓘ

Previous

Continue

Provide Consent and Approval or Be Ineligible for Federal Student Aid ⓘ

Summary

Your consent and approval is needed to retrieve and disclose federal tax information. With your consent and approval, we can obtain tax return information automatically from the IRS to help you complete the FAFSA® form. If you don't provide consent and approval, you will not be eligible for federal student aid, including grants and loans. You must provide consent and approval even if you didn't file a U.S. federal tax return or any tax return at all.

→ Get your 2022 tax return information for the 2024–25 FAFSA form.

→ Federal tax information is used to determine your eligibility for federal student aid.

→ Tax return information is required to complete the FAFSA form.

By accepting below, I consent to the disclosure of information about me, as described below, and further affirmatively approve of the receipt and use of my federal tax information and to the U.S. Department of Education's (ED) redisclosure of my federal tax information, as described below. By accepting below, I consent to and affirmatively approve of, as applicable, the following:

1. ED may disclose my Social Security number (SSN)/ Taxpayer Identification Number (TIN)/, last name, date of birth, unique identifier, the tax year for which federal tax information is



— Frequently Asked Questions —

Who should provide consent and approval?	⌵
If I'm married and didn't file a joint tax return with my current spouse, does my spouse have to provide consent and approval for you to access their tax information?	⌵
What happens after I provide consent and approval?	⌵
What happens if I decline consent and approval?	⌵

Select "Approve" to consent and approve to using your federal tax information to determine your eligibility for federal student aid. If you select "Decline," you will not be eligible for federal student aid.

Previous

Decline

Approve

Your Personal Circumstances

We'll ask you questions that help us determine your eligibility for federal student aid. This information can affect the types of federal student aid you're eligible to receive.

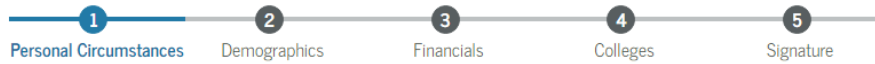
→ Sometimes we need to collect information from other people after we review your answers. We'll let you know if this is the case.



Previous

Continue

All items hereafter, will be different based on your personal circumstances.



Student Current Marital Status ^①

☒ Single (never married)

☐ Married (not separated)

☐ Remarried

☐ Separated

☐ Divorced

☐ Widowed

Previous

Continue

Student College or Career School Plans

When the student begins the 2024–25 school year, what will their college grade level be? ⓘ

☒ First year (freshman)

☐ Second year (sophomore)

☐ Other undergraduate (junior and beyond)

☐ Master's, doctorate, or graduate certificate program (such as MA, MBA, MD, JD, PhD, EdD, etc.)

When the student begins the 2024–25 school year, will they already have their first bachelor's degree? ⓘ

☐ Yes

☒ No

Previous

Continue

Select all items applicable to your personal circumstances:

Student Personal Circumstances

Select all that apply.

- ☐ The student is currently serving on active duty in the U.S. armed forces for purposes other than training. ⓘ
- ☐ The student is a veteran of the U.S. armed forces. ⓘ
- ☐ At any time since the student turned 13, they were an orphan (no living biological or adoptive parent). ?
- ☐ At any time since the student turned 13, they were a ward of the court. ⓘ
- ☐ At any time since the student turned 13, they were in foster care. ⓘ
- ☐ The student is or was a legally emancipated minor, as determined by a court in their state of residence. ⓘ
- ☐ The student is or was in a legal guardianship with someone other than their parent or stepparent, as determined by a court in their state of residence. ⓘ
- ☐ None of these apply.

Previous

Continue

Student Other Circumstances

At any time on or after July 1, 2023, was the student unaccompanied and either (1) homeless or (2) self-supporting and at risk of being homeless? ⓘ

☐ Yes

☐ No

Previous

Continue

The next few questions will be based upon your dependency status. Follow the questions on your screen.

Your Finances

The FAFSA® form helps determine your ability to pay for school. In this section, we ask about your financial information.

What if you have special financial circumstances?



Previous

Continue

Federal Benefits Received

Responses Don't Affect Federal Student Aid Eligibility

Your answers to these questions will not affect the student's eligibility for federal student aid or these federal benefits.

At any time during 2022 or 2023, did the student or anyone in their family receive benefits from any of the following federal programs? ⓘ

Select all that apply.

☐ Earned Income Credit (EIC) ⓘ

☐ Federal Housing Assistance ⓘ

☐ Free or Reduced Price School Lunch ⓘ

☐ Medicaid ⓘ

☐ Refundable Credit for Coverage Under a Qualified Health Plan (QHP) ⓘ

☐ Supplemental Nutrition Assistance Program (SNAP) ⓘ

☐ Supplemental Security Income (SSI) ⓘ

☐ Temporary Assistance for Needy Families (TANF) ⓘ

☐ Special Supplemental Nutrition Program for Women, Infants, and Children (WIC) ⓘ

☐ None of these apply.

Previous

Continue

Student Tax Filing Status

Did or will the student file a 2022 IRS Form 1040 or 1040-NR? ⓘ

☐ Yes

☐ No

Previous

Continue

Family Size

Based on answers to previous questions, we've made some assumptions about your family. The student (and student's spouse, if married) are always included in the family size. The box below shows your family sized based on our assumptions and the number of children or other dependents you report.



The student's family size is

Student: 1

Student's Children and Other Dependents:

Enter the number of children or other dependents who live with the student and will receive more than half of their support from the student between July 1, 2024, and June 30, 2025.

Include dependent children who meet these criteria, even if they live apart because of college enrollment.

Do not include the student applicant.

0 ⓘ

Previous

Continue

Number in College

Out of the 1 people in the student's family, how many will be in college between July 1, 2024, and June 30, 2025?

Include the student applicant in this number.

1 ⓘ

Previous

Continue

Student 2022 Tax Return Information

Refer to the student's 2022 tax return to answer the following questions.
Convert all currency to U.S. dollars.

[Where to find this information on the tax form](#)

Filing Status

☐ Single

☐ Head of household

☐ Married filing jointly

☐ Married filing separately

☐ Qualifying surviving spouse

Income Earned From Work

\$.00

Tax Exempt Interest Income

\$.00

Untaxed Portions of IRA Distributions

\$.00

Untaxed Portions of Pensions

\$.00

Adjusted Gross Income

\$.00

Income Tax Paid

\$.00

Did the student receive the Earned Income Credit (EIC)? ⓘ

☐ Yes

☐ No

☐ Don't know

IRA Deductions and Payments to Self-Employed SEP, SIMPLE, and Qualified Plans

\$.00

Education Credits (American Opportunity tax credit and Lifetime Learning tax credit)

\$.00

Did the student file a Schedule A, B, D, E, F, or H with their 2022 IRS Form 1040? ⓘ

☐ Yes

☐ No

☐ Don't know

Net Profit or Loss From IRS Form 1040 Schedule C

\$.00

Amount of College Grants, Scholarships, or AmeriCorps Benefits Reported as Income to the IRS
The student paid taxes on these grants, scholarships, or benefits. These usually apply to those renewing their FAFSA[®] form, not to first-time applicants. If married, include amount student's spouse received.

\$.00 ⓘ

Foreign Earned Income Exclusion

\$.00 ⓘ

[Previous](#)

[Continue](#)

Annual Child Support Received

Enter the total amount of child support the student received for the last complete calendar year.

\$	<input type="text" value="0"/>	<input type="text" value=".00"/>	①
----	--------------------------------	----------------------------------	---

Student Assets

Current Total of Cash, Savings, and Checking Accounts

Don't include student financial aid.

\$	<input type="text"/>	<input type="text" value=".00"/>	①
----	----------------------	----------------------------------	---

Current Net Worth of Investments, Including Real Estate

Don't include the home the student lives in. Net worth is the value of the investments minus any debts owed against them.

\$	<input type="text"/>	<input type="text" value=".00"/>	①
----	----------------------	----------------------------------	---

Current Net Worth of Businesses and Investment Farms

Enter the net worth of the student's businesses or for-profit agricultural operations. Net worth is the value of the businesses or farms minus any debts owed against them.

\$	<input type="text"/>	<input type="text" value=".00"/>	①
----	----------------------	----------------------------------	---

Previous

Continue

Select Colleges

Search for and select colleges and career schools you're considering so they automatically receive an electronic copy of the FAFSA® form.



Previous


Continue

Where should we send the FAFSA® information?

Search and select colleges and career schools.

If you can't find your school when searching by School Name or State, try searching by School Code.

You can add up to 20 colleges and career schools to the FAFSA® form.

 0 out of 20 schools selected [View Selected Schools](#)

[Search by School Name](#) [Search by School Code](#)

State

 Search

[Previous](#)

[Continue](#)


Take a Moment To Review Before Signing

Expand the sections below to review and edit the information you've entered before you sign your portion of the form.




Student Sections

[Expand All](#) 

 Introduction
Personal Identifiers




 Section 1
Personal Circumstances




 Section 2
Demographics



 Section 3
Financials



 Section 4
Colleges



 Section 5
Signature



[Previous](#)

[Continue](#)

Sign and Submit the FAFSA Form ^①

Summary

This page confirms that you understand the terms and conditions of the FAFSA[®] form and filled out the form accurately to the best of your ability.

The FAFSA form is a legal document you will electronically sign with your account username and password (FSA ID). Because your FSA ID is associated with your personal information, do not share it with anyone.

By signing this application electronically using your FSA ID, YOU, THE STUDENT, certify that you

- will use federal and/or state student financial aid only to pay the cost of attending an institution of higher education,
- are not in default on a federal student loan or have made satisfactory arrangements to repay it,
- do not owe money back on a federal student grant or have made satisfactory arrangements to repay it,
- will notify your school if you default on a federal student loan, and
- will not receive a Federal Pell Grant from more than one school for the same period of time.

By signing this application electronically using your account username and password, you certify that all of the information you provided is true and complete to the best of your knowledge and you agree, if asked, to provide

- information that will verify the accuracy of your completed form, and
- U.S. or foreign income tax forms that you filed or are required to file.

You also certify that you understand that the secretary of education has the authority to verify information reported on your application.

If you sign this application or any document related to the federal student aid programs electronically using a username and password, and/or any other credential, you certify that you are the person identified by the username and password, and/or any other credential and have not disclosed that username and password, and/or any other credential to anyone else. If you purposefully give false or misleading information, including applying as an independent student without meeting the unusual circumstances required to qualify for such a status, you may be subject to criminal penalties under 20 U.S.C. 1097, which may include a fine up to \$20,000, imprisonment, or both.

Sign and Submit Your FAFSA Form

☐ I, [REDACTED], agree to the terms outlined above.

[Previous](#)

[Sign and Submit](#)

FAFSA[®]

FORM
2024-25

Student: [REDACTED]

Exit

FAFSA Menu

Congratulations, The FAFSA[®] Form Is Complete!

[REDACTED]

Completion Date

[REDACTED]

Data Release Number

[REDACTED]


Estimated Student Aid Index (SAI)


[REDACTED]


The SAI is not a measure of how much student aid you'll receive or how much you'll pay for college. Schools use your SAI to determine your federal student aid eligibility.

Based on the eligibility criteria, you may be eligible for a Federal Pell Grant of up to \$ [REDACTED].
You may also be eligible for other federal, state, or institutional grants, scholarships, and/or work-study programs.

What Happens Next

- **Check Your Email**

You will receive an email version of this confirmation page at the following email address: mistie.knox@gmail.com.
- **Track the Status of Your Form**

Check the status of your form beginning in late January by logging into your [StudentAid.gov](https://studentaid.gov) account and selecting your FAFSA submission from the My Activity section of your account Dashboard. Look for an email at the end of January to learn when your FAFSA information has been sent to your selected schools.
- **You Will Receive School Communications**

We use the information collected on your FAFSA form to calculate your Student Aid Index (SAI). The SAI lets schools determine the aid you're eligible to receive. The schools you selected on your form will receive your FAFSA information starting in late January, and you'll begin receiving personalized aid information from the schools you've been accepted to several weeks later. Once received, you can contact their financial aid offices directly to ask questions about their student aid packages.